




CB350

**BOLD
ALONE
BOLDER
TOGETHER**

Honda BigWing Topline Mumbai

4 Lotus Link Square, Nr. D N Nagar Metro Station, Manmandir Co-operative Housing Society
Andheri West, Mumbai
Tel: 7057666000
Mob: 7357666000





The thunderous power, the fearless stance, the exhilarating rush of the open roads - a legend rises, CB350, where tech-meets-bold riding, with its timeless style and brave presence, it's your trusted sidekick. Gear up to charge with the 2025-ready OBD-2B standards. Where others hesitate, you prefer exploring uncharted paths, you ride bolder together over every stretch of road with your CB350 as the ultimate ally, subtly asserting your bold voice to the world of whisperers at every mile. So, it is your time to take the roads with CB350, Bold alone, Bolder together.

Bold & Strong Stance

Embark on a journey where retro charm converges with commanding boldness. Meticulously designed, the CB350 is a fusion of artistic finesse and unbridled strength.





Full LED Headlamp and Tail Lamp with Fire Ring Type LED Winkers

Light up your route.

Illuminate your journey with these circular full LED headlamps and fire ring-type LED winkers, adding a touch of class to your ride.

Front Suspension Cover & Long Muffler

Timeless Aesthetic

Elevating its strong and massive stance, the front suspension proudly wears metallic covers on its upper part. The long chrome muffler serves as the authentic soul of the CB350's retro design.



Powerful 350cc Engine


Take the roads with power.

Unleash the power of 350cc air-cooled, 4-stroke OHC single-cylinder engine for exhilarating acceleration and riding pleasure.

Assist Slipper Clutch

Seamless control, effortless riding.

Experience effortless clutch control with the assist function and prevent rear wheel hopping while downshifting with the slipper function.



Robust Tank Aesthetic

Fueling Passion

Ignite your enthusiasm and experience the raw might beneath your grasp with the bulky tank design of the CB350, exuding an unmistakable aura of strength and dominance.




Roaring Exhaust Note

Thump it up.

Your CB350 emits a distinctive throb, creating a rich and distinctive exhaust note.





Split Seat

Retro meets massive.

The split seat design gives a retro touch and provide the ultimate comfort for both the riders.



Long and wide Fenders

Crafted with precision.

Stay stylish and clean with these retro fenders that are reflection of timeless aesthetics designed to shield you from dirt and debris.



Honda Selectable Torque Control (HSTC)

Powering your ride with enhanced security.

The HSTC system maintains tire-to-surface traction, preventing slips and enhancing control.

Honda Smartphone Voice Control system (HSVCS)*

Take command of your ride.

HSVCS* links your phone to the bike via Bluetooth, allowing you to handle calls, read messages, play music, navigate, and check the weather. It can be easily operated by a handle-mounted switch unit supported by voice prompts.



ESS (Emergency Stop Signal)

Always keeps you safe.

Honda's emergency stop signal not only keeps you safe but extends its protection to fellow riders on the road.





Engine Start/ Stop Switch

Power at your fingertips.

The CB350 is equipped with an engine start/stop switch for added convenience, allowing the rider to start and stop the engine with a simple flick of the same switch.



Hazard Switch

Safety in flash.

Flashing indicator lights provide a crucial safety feature for emergency stops and low visibility situations.



Side Stand with Engine Inhibitor

Stand bold, ride on.

No looking down to check your side stand, a glance on your meter is enough. Additionally, the inhibitor function restricts the engine from starting if the side stand is down.



Dual Channel ABS

Always in control.


The CB350 boasts dual-channel ABS, featuring a large 310mm front disc brake and a 240mm rear disc brake to maintain control even in emergency braking situations.





Make A Bold Choice

Ride on your CB350 with a wide range of accessories to choose from.



Engine Pipe
08F70K3RD10
Chrome




Fog Light
Front Attachment
08V70K3RD00



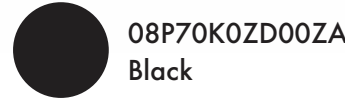
Fog Light Engine
Pipe Attachment
08V79K3RD00

Engine Upper Pipe



08F72K0ZD10
Chrome

Engine Lower Pipe



08P71K0ZD10
Chrome

Knuckle Guard



08P73K0ZD10ZB
Black



Fog Light
08V80K3RD00



Rear Carrier
08U70K3RD00



Solo Carrier
08L71K3RD00



Long Visor
08R73K3RD00



Wide Footstep
08R76K0ZD10



Grip End
08F79K0ZD10



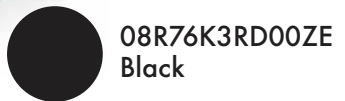
Side Stand
08F70K0Z911



Tank Pad
01755K0Z910




Back Rest
Brown
08R76K3RD00ZF



Back Rest (Bracket)
Black
08R75K3RD00



Skid Plate
087F6K0ZD10





Customised Styling

For those who live for each day, the name CB350 evokes a sense of excitement with its bold voice. Get ready to fuel your passion and feel the might beneath your grip with



COMFORT
Custom

SOLO
CARRIER
Custom



COMFORT *Custom*

Crafted for the bold explorer.

What's holding you back?

The Comfort Custom is your trusty companion for conquering untamed frontiers. Personalise every detail and ride with unmatched style as you

let your inner explorer run wild.



Accessories



Kit, Long Visor
08R73K3RD00



Kit, Engine Pipe
08F70K3RD10 | Chrome
08F70K3RD00 | Mat Black



Kit, Rear Carrier
08U70K3RD00



Back Rest
08R76K3RD00ZF | Brown
08R76K3RD00ZE | Black



Knuckle Guard
08P73K0ZD10ZB | Black
08P73K0ZD10ZA | Orcus Grey
08P73K0ZD10ZC | Shasta White

Long Visor

Don't let harsh winds slow you down, stay stylish and protected as you keep moving forward.



Enhanced Safety with Leg Guard & Fog Lights

Top-notch leg guard offers superior protection and fog lights provide enhanced visibility.

Backrest

Enhance your riding experience with the pillion backrest – a purpose-built, robust backrest tailored for rear-seat passengers, ensuring unparalleled comfort on every mile of your journey.



Rear Carrier

Designed to effortlessly handle substantial loads, making your travels a breeze.



Knuckle Guards

It not only protects your hands but also adds a touch of retro style to your ride.






SOLO CARRIER *Custom*

Awaken the bold within.

Are you ready to set forth on an extraordinary journey?
Customise the solo carrier custom to echo your unique personality, embark
on a voyage that transcends the ordinary, where every twist of the throttle
resonates with the spirit of bold voice.




Solo Carrier

Cover long distances effortlessly by securely transporting your essentials during your ride.

Long Visor

Make a bold statement and enhance your bike's style with the meter visor.



Single Seat

Embrace unparalleled comfort and retro aesthetics on your solo rides.



Enhanced Safety with Leg Guard & Fog Lights

Ride with confidence, knowing you have the best safety features at your side.



Accessories



Kit, Long Visor
08R73K3RD00



Kit, Engine Pipe
08F70K3RD10 | Chrome
08F70K3RD00 | Mat Black



Kit, Rear Carrier
08L71K3RD00



Skid Plate
08F76K0ZD10




Bold Colours

Available in DLX and DLX PRO



Pearl Igneous Black

DLX



Mat Marshal Green Metallic

DLX PRO



Mat Crust Metallic

DLX PRO



Precious Red Metallic


DLX PRO



Mat Dune Brown

DLX PRO





Technical Specification

Frame & Suspension

Frame type	Diamond Type
Front suspension	Telescopic
Rear suspension	Hydraulic, Twin Shock

Electricals

Battery	12V, 6.0Ah
Head lamp/Tail lamp	LED

Transmission

Clutch type	Multiplate Wet Clutch
No. of gears	5 Gear

Body Dimensions

Length	2207mm
Width	788mm
Height	1110mm
Wheel base	1441mm
Ground clearance	165mm
Kerb weight	187kg
Seat length	687mm
Seat height	800mm
Fuel tank capacity	15.2L

Tyres & Brakes

Tyre size & type (Front)	100/90-19M/C 57H
Tyre size & type (Rear)	130/70-18M/C 63H
Brake type & size (Front)	Disc-310mm
Brake type & size (Rear)	Disc-240mm
Braking System	Dual Channel ABS

Engine

Type	4 Stroke, SI Engine
Displacement	348.36cc
Max engine output	15.5kW @ 5500rpm
Max torque	29.4N-m @ 3000rpm
Fuel system	PGM-FI
Bore x stroke	70.000mm X 90.519mm
Compression ratio	9.5:1
Starting method	Self Start

The technical specifications and design of the vehicle may vary according to the requirements and conditions without any notice • CB350 meets OBD-2B norms • Product shown in the picture may vary from actual product available in the market • All features and colours may not be part of all variants • Creative visualisation • Riding shots are shot in a controlled environment under expert supervision. *Available in DLX PRO variant only.





Honda BigWing —EXCITES THE WORLD—

Honda Motorcycle and Scooter India Pvt. Ltd.,

Registered Office: Plot No. 1, Sector - 03, IMT Manesar, Distt. Gurugram (Haryana) – 122050, India

Customer Care: customercare@honda2wheelersindia.com **Website:** www.hondabigwing.in

Follow us on:



Honda BigWing India



BigWingIndia