



CBR
650R



WHAT *R*
YOU TODAY?

*Product shown in the picture may vary from actual product available in the market.

CBR 650R

The CBR650R is the perfect blend of form and function. With its powerful inline-four engine, razor-sharp handling, and eye-catching design, this bike provides an unrivalled precision-riding experience. Take control of your daily rides with speed and style.



STYLING



TRACK-INSPIRED AGGRESSIVE STANCE

The bike is both purposeful and elegant with an overhauled design ideal for everything from weekday commuting to weekend getaways, flawlessly blending comfort and cool. It has been aggressively redesigned, drawing inspiration from the legendary CBR1000RR-R Fireblade.

*Product shown in the picture may vary from actual product available in the market.

PERFORMANCE

EXCITE ALL YOUR SENSES

DOHC Inline-Four Engine

The 649 cc, inline, four-cylinder engine delivers unmatched smoothness and ample low-to-midrange torque providing an exhilaration that is felt with every twist of the right grip.

Refined Intake System

The twin-duct intake design is engineered to ram cool, dense air into the airbox, increasing the horsepower.

Special Engine Tuning

Finely calibrated valve timing and piston shapes enhance engine response from idle to 8000 RPM. This provides a significant advantage in the urban environment.

4-in-1 Exhaust

This 4-in-1 system improves the engine's power output, silences the engine, makes amazing sound and adds style. It is exceptional in every way and resonates like only an inline-four can.

ENGINEERING

AHEAD ON THE ROAD AND OF ITS TIME

Honda Selectable Torque Control

Honda Selectable Torque Control (HSTC) system provides on-demand confidence. It fine-tunes engine power to reduce rear-wheel slip and can be turned on or off with a simple handlebar button.



Six-Speed Transmission

The adjusted gear ratios of the six-speed tranny provide seamless transitions that add precision and performance to your ride.

Assist Slipper Clutch

The assist slipper clutch lightens clutch operation by approximately 12% compared to previous designs. This helps reduce rear-wheel hop during rapid downshifts.

*Product shown in the picture may vary from actual product available in the market.

TECHNOLOGY

TECH-FORWARD RIDES



*Image stimulated for illustrative purpose only.

The All-New TFT

The 5-inch TFT instrument display carries your world within it. From finding the best route to your favourite cafe to discovering your recent playlist, all at your fingertips.

ESS

In the instance where the bike applies emergency brake, the ESS, or Emergency Stop Signal, automatically and rapidly flashes the turn indicators on both sides to alert the following vehicle and, thus decreases the danger of being rear-ended.

Honda RoadSync

An app that connects a rider's smartphone to their Honda bike using Bluetooth. It enables the riders to listen to music, navigate their way, make and receive phone calls; and all this can be controlled using voice commands.

LED Headlight

The eye-catching dual-lens LED headlamp produces a strong beam. It is brighter and smaller than the previous design, and adds greatly to the bike's overall look.

HANDLING

ROAD IN YOUR GRIP

Showa Big Piston Fork Suspension

Showa's Separate Function Front Fork Big Piston (SFF-BP) design is lightweight and sturdy, with radial mounting locations for the bike's twin front brake calipers.

Twin-Spar Frame

The lightweight twin-spar frame, a timeless design perfected by Honda, offers a robust backbone while giving exceptional handling.

Y-Spoke Aluminium Wheels

Aluminium 'Y'-spoke wheels reduce unsprung mass which increases the agility that far exceeds what the figures indicate. This results in a dynamic improvement with each turn.

Radial-Mount Front Brakes

Radial-mounted four-piston brakes provide effortless modulation, seamless linearity and superior power, allowing one to command the road.



COMFORT AND CONVENIENCE

SET FOR A SPORTY RIDE

The CBR650R's riding position is both comfortable and aggressive. Its forward stance makes the rider feel like the bike is not a machine but an extension of themselves.



*Product shown in the picture may vary from actual product available in the market.

ACCESSORIES



Quick Shifter

By measuring the intensity of the shifting input, the quick shifter enables the rider to change gear without the need to operate the clutch lever or shut the throttle. The system aids up-shifting, maximising the riding experience.

Rear Seat Cowl

Elevate your motorcycle's racing aesthetics with this Rear Seat Cowl. For a truly exclusive appearance, replace the pillion seat.



Tank Pad

This rubber-made pad is exclusively designed to protect the tank from scratches and embellish the bike's aesthetics.

COLOURS



GRAND PRIX RED

MATTE GUNPOWDER BLACK METALLIC

*Product shown in the picture may vary from actual product available in the market.

ENGINE

Engine Type	4-stroke 16-valve DOHC, inline-4, Liquid-cooled
Engine Displacement	649 cc
Max. Power Output	70 kW @ 12,000 rpm
Max. Torque	63 N-m @ 9,500 rpm
Compression Ratio	11.6:1
Bore x Stroke	67 x 46 mm
Starter	Electric
Fuel System	Fuel Injection
Fuel Capacity	15.4 L

TRANSMISSION

Gearbox	6-speed
Clutch	Wet multiplate, A.S. clutch
Drive	Chain

DIMENSIONS AND WEIGHT

Length x Width x Height	2120 mm x 750 mm x 1145 mm
Seat Height	810 mm
Wheelbase	1450 mm
Kerb Weight	209 kg
Ground Clearance	130 mm

WHEELS, SUSPENSION & BRAKES

Tyres (Front)	120/70-17 M/C
Tyres (Rear)	180/55-17 M/C
Suspension Front	Showa SFF USD fork
Suspension Rear	Monoshock damper with 10 stage pre-load adjuster
Brakes (Front)	310 mm x 4.5 mm double disc with 4-piston caliper
Brakes (Rear)	240 mm x 5 mm single disc with single piston caliper

INSTRUMENTS & ELECTRICALS

Instrument Cluster	5-inch full colour TFT screen
Lights	All LED
Connectivity	Honda RoadSync




Honda BigWing —EXCITES THE WORLD—

Honda BigWing Topline Mumbai
4 Lotus Link Square N/D N Nagar Metro Station, Manmandir Co-operative Housing Society
Andheri West, Mumbai
Pin: 400 058
Mob: 7257666000

Honda Motorcycle and Scooter India Pvt. Ltd.,

Registered Office: Plot No. 1, Sector - 03, IMT Manesar, Distt. Gurugram (Haryana) - 122052, India

Customer Care: customercare@honda.hmsi.in **Website:** www.hondabigwing.in

Follow us on:   Honda BigWing India |   BigWingIndia